

The National Inventory (NI) of the Netherlands

14 October 2016, Frank Menting



My workplace



My lists

check passport

** - erst links*

Indicator
Run N:\Documentatie\CGN_Databases\Genis Archive\Indicator.sql
Check errors in N:\Documentatie\CGN_Databases\Genis Archive\Indicator.log
Put results of this indicator in N:\Documentatie\CGN_Databases\Genis Archive\Indicator\Overzicht_Indicatoren.xls op sheet "Consistentie".

2) Core selector
Run (as CGNDBA) D:\Data\Genis-Internet\Genis-Core-Selector\Run_ALL.sql
and check on errors in D:\Data\Genis-Internet\Genis-Core-Selector\output-files\CHECK_PATHS.TXT. This file must be empty.

3) General validation
Run D:\Data\Genis-Internet\validate\check.sql and check on errors in D:\Data\Genis-Internet\validate\check.log. Pictures can be checked by running the macro "CheckAll" of the excel workbook D:\Data\Genis-Internet\Pictures on the web\pictures.xls.

4) Table for pictures (temporary - to be replaced with an Oracle function)
Open Excel workbook D:\Data\Genis-Internet\Pictures on the web\Check pictures and make oracle table xism. Follow instructions on worksheet "help". Log in as CGNDBA.

5) Genis web tables
Run (as CGNDBA) D:\Data\Genis-Internet\On-Line\CreateGenisWeb.sql
Open genis_web.mdb in the same folder and run the macro "Refresh".

6) Make HTML files to support downloading from server
Run D:\Data\Genis-Internet\Download\MakeHtmls.sql
Copy files from D:\Data\Genis-Internet\Output to cgn.websites.wur.nl (\SCOMP5140)\Website\downloads

7) Make downloadable passport files
Run D:\Data\Genis-Internet\Download\MakePassportFiles.sql

8) Make downloadable trait files
Run D:\Data\Genis-Internet\Download\MakeTraitFiles.sql
Copy files from D:\Data\Genis-Internet\Output\download to cgn.websites.wur.nl (\SCOMP5140)\Website\downloads\download. Copy files from the folder "appel" to cgn.websites.wur.nl (\SCOMP5140)\Website\downloads\download.

9) Make National Inventory for upload to EURISCO
Run D:\Data\Genis-Internet\NI\CreateNI.sql. Run D:\Data\Genis-Internet\NI\NI_list.sql.
Upload NI.txt to EURISCO. Archive NI.txt in N:\Documentatie\CGN_Databases\EURISCO\NI as NIYYYYMM.txt

10) Refresh data in the Integrated Publishing Toolkit (IPT)
Run (as GNS_IPT)
N:\Documentatie\CGN_Databases\IPT\CreateIPT.sql
Log on to IPT and generate a new archive.

11) check links CGN, crop portals, ABS, CWR.nl, w

12) weblogs, wikipedia, google Anal.

UPDATE GENIS WEB!

12-10-15

7-5-15

4-8-15

5-10-15

7-12-15

5-2-16

11-4-16

5-6-16

** - check passport*

** - erst links*

Indicator
Run N:\Documentatie\CGN_Databases\Genis Archive\Indicator.sql
Check errors in N:\Documentatie\CGN_Databases\Genis Archive\Indicator.log
Put results of this indicator in N:\Documentatie\CGN_Databases\Genis Archive\Indicator\Overzicht_Indicatoren.xls op sheet "Consistentie".

2) Core selector
Run (as CGNDBA) D:\Data\Genis-Internet\Genis-Core-Selector\Run_ALL.sql
and check on errors in D:\Data\Genis-Internet\Genis-Core-Selector\output-files\CHECK_PATHS.TXT. This file must be empty.

3) General validation
Run D:\Data\Genis-Internet\validate\check.sql and check on errors in D:\Data\Genis-Internet\validate\check.log. Pictures can be checked by running the macro "CheckAll" of the excel workbook D:\Data\Genis-Internet\Pictures on the web\pictures.xls.

4) Table for pictures (temporary - to be replaced with an Oracle function)
Open Excel workbook D:\Data\Genis-Internet\Pictures on the web\Check pictures and make oracle table xism. Follow instructions on worksheet "help". Log in as CGNDBA.

5) Genis web tables
Run (as CGNDBA) D:\Data\Genis-Internet\On-Line\CreateGenisWeb.sql.
Open genis_web.mdb in the same folder and run the macro "Refresh".

6) Make HTML files to support downloading from server
Run D:\Data\Genis-Internet\Download\MakeHtmls.sql
Copy files from D:\Data\Genis-Internet\Output to cgn.websites.wur.nl (\SCOMP5140)\Website\downloads

7) Make downloadable passport files
Run D:\Data\Genis-Internet\Download\MakePassportFiles.sql

8) Make downloadable trait files
Run D:\Data\Genis-Internet\Download\MakeTraitFiles.sql
Copy files from D:\Data\Genis-Internet\Output\download to cgn.websites.wur.nl (\SCOMP5140)\Website\downloads\download. Copy files from the folder "appel" to cgn.websites.wur.nl (\SCOMP5140)\Website\downloads\download.

9) Make National Inventory for upload to EURISCO
Run D:\Data\Genis-Internet\NI\CreateNI.sql. Run D:\Data\Genis-Internet\NI\NI_list.sql.
Upload NI.txt to EURISCO. Archive NI.txt in N:\Documentatie\CGN_Databases\EURISCO\NI as NIYYYYMM.txt

10) Refresh data in the Integrated Publishing Toolkit (IPT)
Run (as GNS_IPT)
N:\Documentatie\CGN_Databases\IPT\CreateIPT.sql
Log on to IPT and generate a new archive.

11) check links CGN, crop portals, ABS, CWR.nl, w

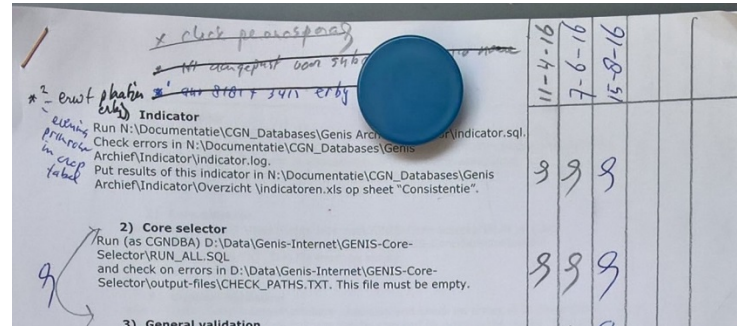

12) weblogs, wikipedia, google Anal.

11-4-16

7-6-16

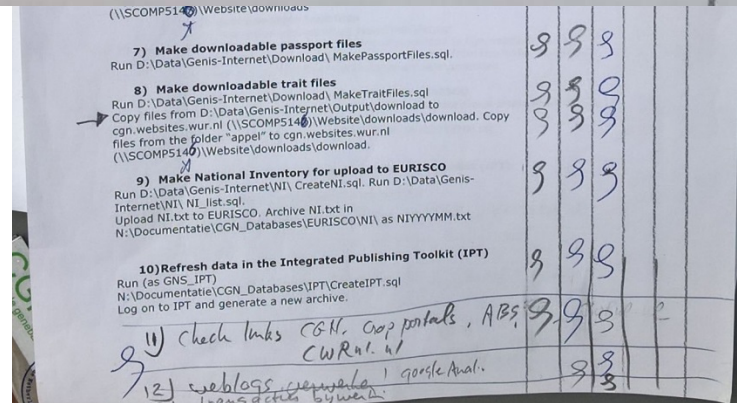
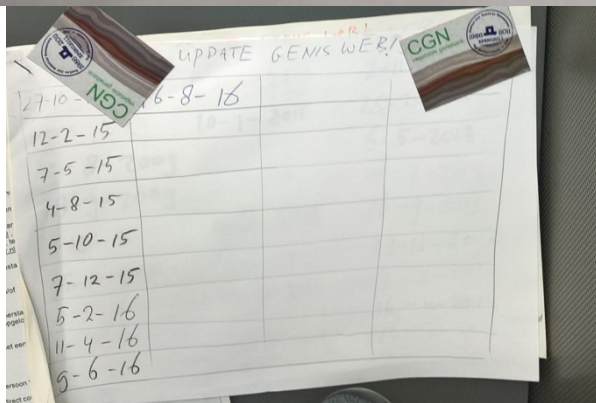
15-8-16

My most important job!!!!




9) Make National Inventory for upload to EURISCO

- 1 Run D:\Data\Genis-Internet\NI\ CreateNI.sql. Run D:\Data\Genis-Internet\NI\ NI_list.sql.
- 2 Upload NI.txt to EURISCO
- 3 Archive NI.txt in N:\Documentatie\CGN_Databases\EURISCO\NI\ as NIYYYYMM.txt



Protocol in QMS

KWALITEITSMANAGEMENTSYSTEEM Centrum voor Genetische Bronnen Nederland	
PRT-CGN-PG-502 PROTOCOL FOR UPDATING THE NATIONAL INVENTORY FROM GENIS TO EURISCO	PGR PRT-CGN-PG-502 Versie: 3.1 Pagina: 1 van 1 Afdruk: 10-9-2014

PRT-CGN-PG-502	PROTOCOL FOR UPDATING THE NATIONAL INVENTORY FROM GENIS TO EURISCO
-----------------------	---

The EURISCO web catalogue (<http://eurisco.ipk-gatersleben.de>) provides access to all *ex situ* plant genetic resources information in Europe and thus facilitates locating and accessing material. This web catalogue retrieves its information from European countries as National Inventories (NI).

In order to keep the information of the collection of plant genetic resources of the CGN up to date in the EURISCO web catalogue, frequently updates of the NI for the Netherlands are made and uploaded to EURISCO. This document describes the procedure for these activities.

Creating a National Inventory (NI) from GENIS data has a number of aspects:

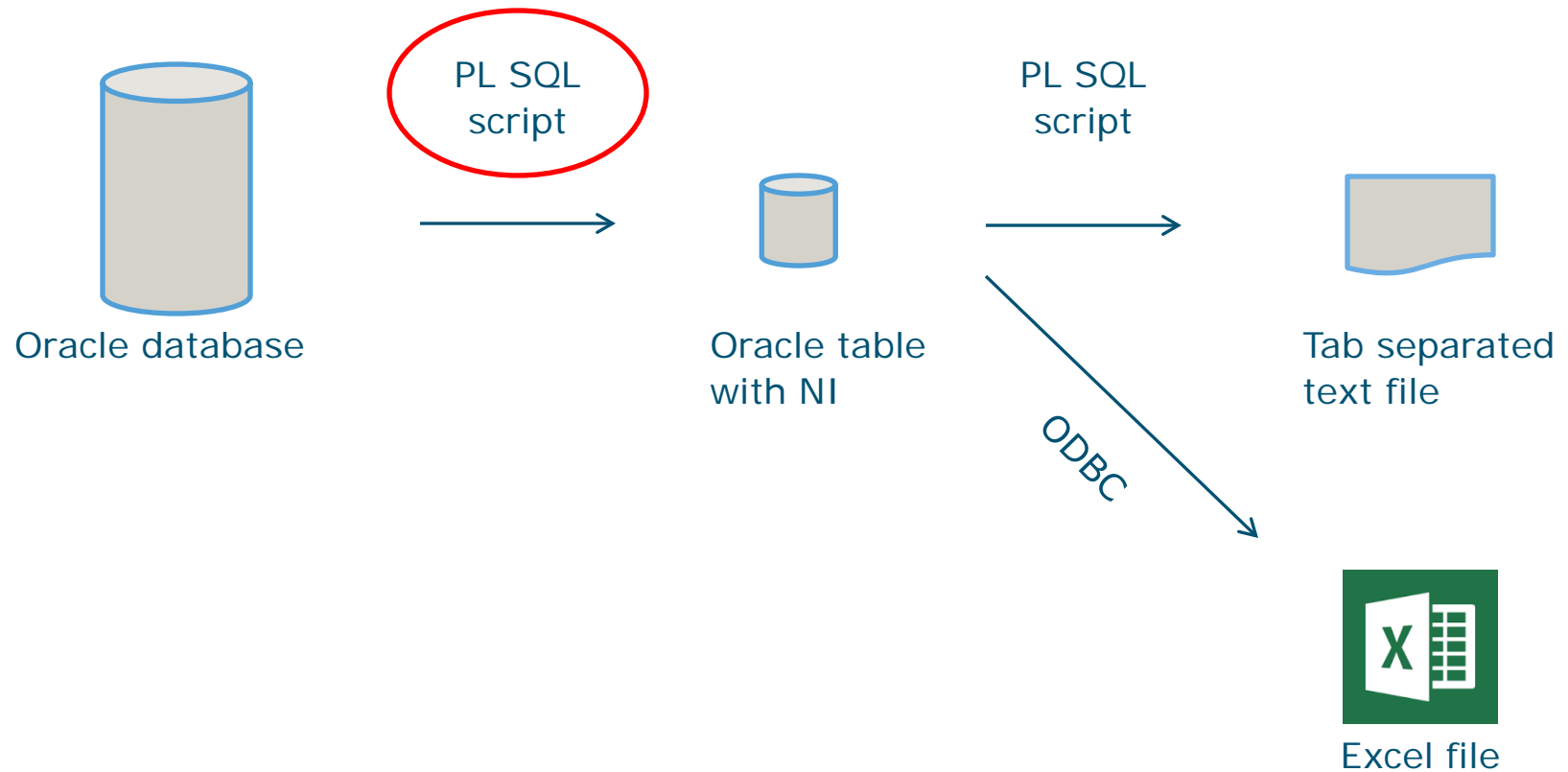
- 1 Creating the ORACLE table that contains the National Inventory:
GNS_NI_INVENTORY.
- 2 Create a tab separated text file from GNS_NI_INVENTORY.
- 3 Upload the tab separated text file to the EURISCO database via the EURISCO intranet site.

Directory structure and required files

The scripts used for the creation of a NI from GENIS data and their output files can be found in the following directory:

D:\Data\Genis-Internet\NI directory with two essential SQL-programs:
CreateNI.sql and NI_list.

Creating the NI



Creating the NI

```
create table GNS_NI_INVENTORY
(
  NICODE      varchar2 (3),
  INSTCODE    varchar2 (7),
  ACCENUMB    varchar2 (10),
  COLLNUMB    varchar2 (30),
  COLLCODE    varchar2 (7),
  GENUS       varchar2 (25),
  SPECIES     varchar2 (80),
  SPAUTHOR    varchar2 (50),
  SUBTAXA     varchar2 (80),
  SUBTAUTHOR  varchar2 (50),
  CROPNAME    varchar2 (25),
  ACCENAME    varchar2 (120),
  ACQDATE     varchar2 (8),
  ORIGCTY    varchar2 (3),
  COLLSITE    varchar2 (200),
  LATITUDE    varchar2 (7),
  LONGITUDE   varchar2 (8),
  ELEVATION   varchar2 (4),
  COLLDATE    varchar2 (8),
  BREDCODE    varchar2 (7),
  SAMPSTAT    varchar2 (3),
  ANCEST      varchar2 (80),
  COLLSRC     varchar2 (2),
  DONORCODE   varchar2 (7),
  DONORNUMB   varchar2 (80),
  OTHERNUMB   varchar2 (80),
  DUPLSITE    varchar2 (7),
  STORAGE     varchar2 (5),
  REMARKS     varchar2 (250),
  COLLDSCR    varchar2 (200),
  BREDESCR    varchar2 (200),
  DONORDESCR  varchar2 (200),
  DUPLDESCR   varchar2 (200),
  ACCEURL     varchar2 (200),
  MLSSTAT     varchar2 (1),
  AEGISSTAT   varchar2 (1)
);
```

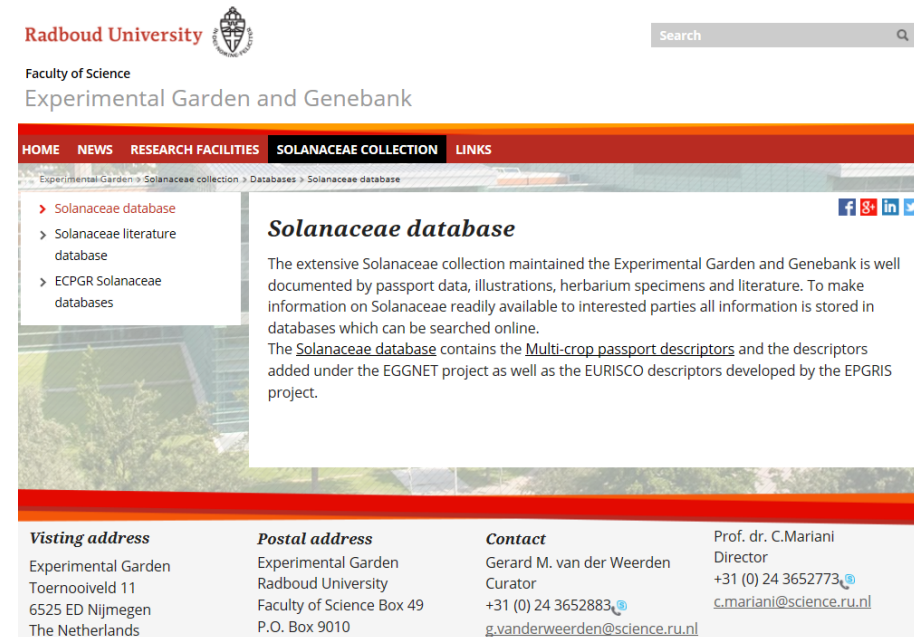


Recent data from our database management system

```
insert into GNS_NI_INVENTORY select * from GNS_NI_NLD020;
```

Collections in NI

- NI (only) 2 collections
 - CGN
 - *Solanaceae* collection
 - Update once a year
 - Feedback about errors
 - out of sight!
 - Data corrections in NI
 - only remove complete fields



The screenshot shows the website of the Radboud University Experimental Garden and Genebank. The header includes the university logo and name, a search bar, and navigation links: HOME, NEWS, RESEARCH FACILITIES, SOLANACEAE COLLECTION, and LINKS. The main content area is titled 'Solanaceae database' and describes the extensive collection maintained by the Experimental Garden and Genebank. It mentions that the database contains passport data, illustrations, herbarium specimens, and literature. The page also lists contact information for Prof. dr. C. Mariani and Gerard M. van der Weerden.

Radboud University
Faculty of Science
Experimental Garden and Genebank

Search

HOME NEWS RESEARCH FACILITIES **SOLANACEAE COLLECTION** LINKS

Experimental Garden > Solanaceae collection > Databases > Solanaceae database

> **Solanaceae database**
> Solanaceae literature database
> ECPGR Solanaceae databases

Solanaceae database

The extensive Solanaceae collection maintained by the Experimental Garden and Genebank is well documented by passport data, illustrations, herbarium specimens and literature. To make information on Solanaceae readily available to interested parties all information is stored in databases which can be searched online.

The Solanaceae database contains the Multi-crop passport descriptors and the descriptors added under the EGGNET project as well as the EURISCO descriptors developed by the EPGRIS project.

Visting address
Experimental Garden
Toernooiveld 11
6525 ED Nijmegen
The Netherlands

Postal address
Experimental Garden
Radboud University
Faculty of Science Box 49
P.O. Box 9010

Contact
Gerard M. van der Weerden
Curator
+31 (0) 24 3652883
g.vanderweerden@science.ru.nl

Prof. dr. C. Mariani
Director
+31 (0) 24 3652773
c.mariani@science.ru.nl

NI stats

- First formal upload NI: 2003
 - after launching of Eurisco after EPGRIS Final Conference



EPGRIS Final Conference

**Prague, Czech Republic
11 - 13 September 2003**

Current NI

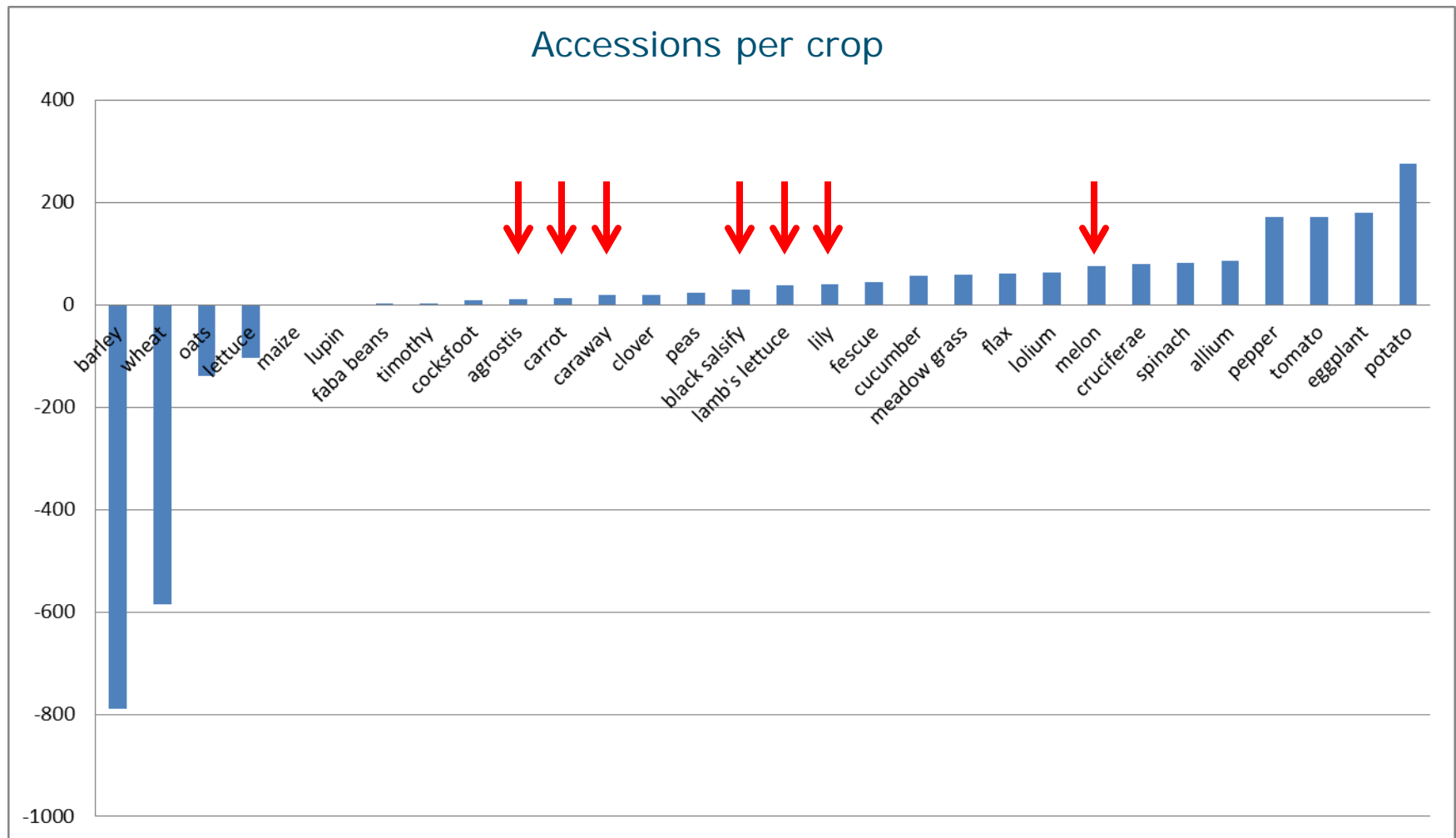
- 25854 accessions

	Accessions	Genera	Species	Cropname
CGN (2003)	22813	43	317	30
Radboud University (2010)	3041	52	588	-

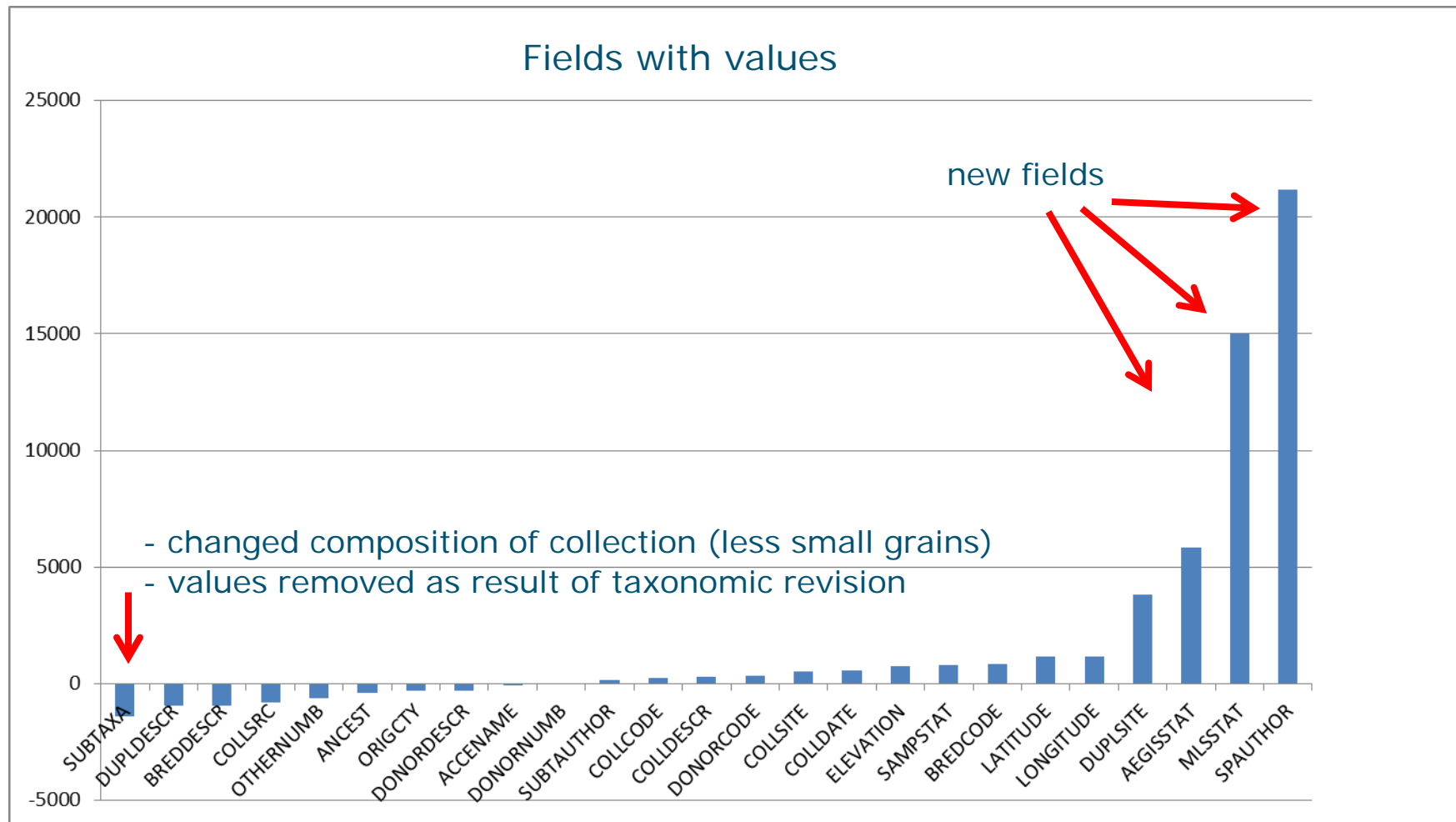
NI 2003 vs NI 2016

- Number of CGN accessions
 - 2003: 22761
 - 2016: 22813

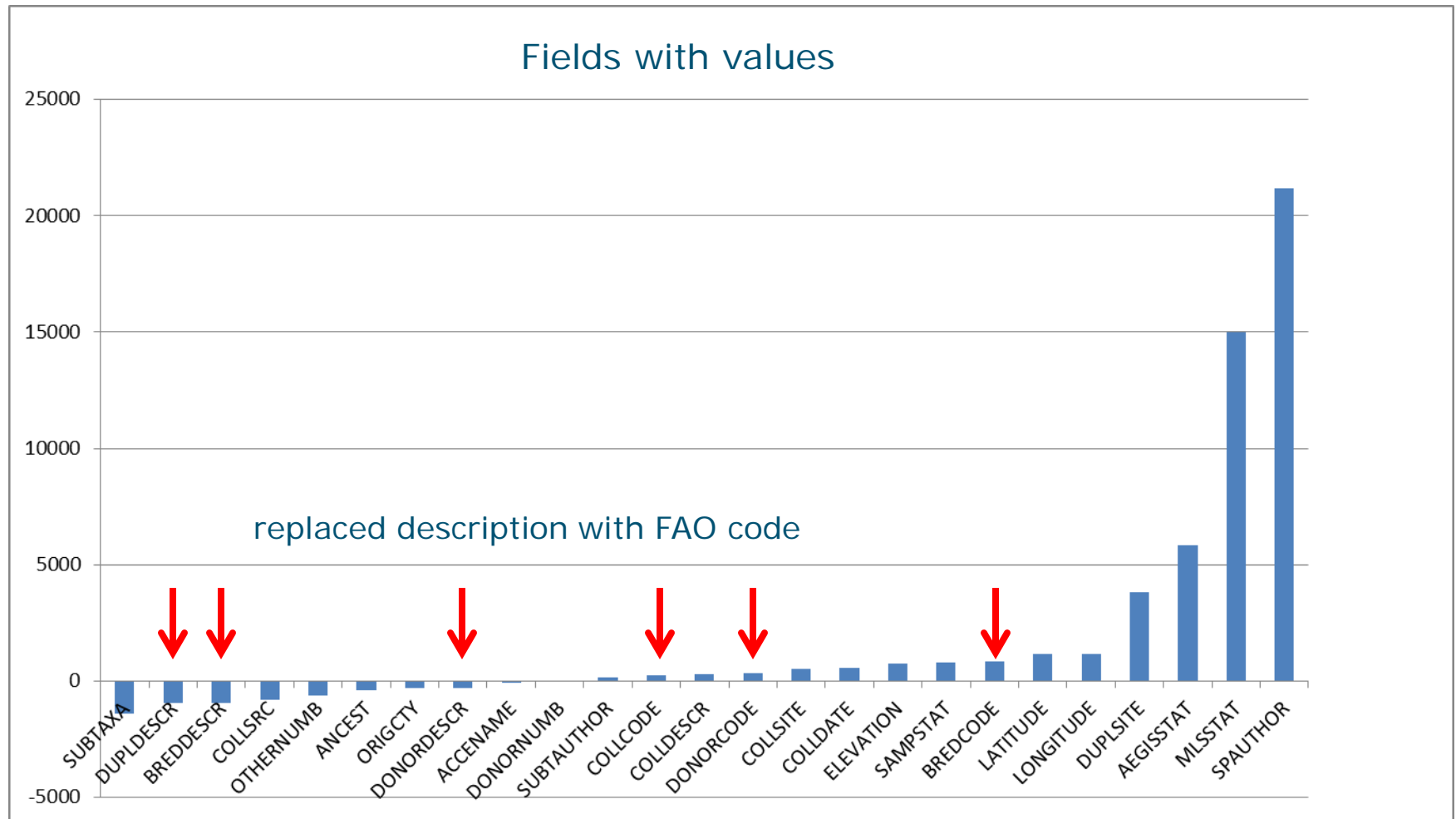
NI 2003 vs NI 2016



NI 2003 vs NI 2016



NI 2003 vs NI 2016



- Regular upload is important because NI's change



EPGRIS 2003



EPGRIS 2003



Upload to Eurisco

EURISCO uploader

Welcome: NLD Logout

Home Passport data import C&E data import

Upload file Import file Integrity check results Decision about update

Home > Upload file

First step: File upload

The first step of importing new or modified data into EURISCO is to upload a file containing National Inventory data to the EURISCO server. This file must be formatted in accordance with the MCPD EURISCO format.

The file must either be in **MS-Excel (.xlsx) format (recommended)** or must be a UTF-8 encoded text file with tabulator-separated columns (deprecated).

MS-Excel file upload

Next step

Please use the Java WebStart application for uploading: [Start the EURISCO passport data importer.](#)

The Java application will enable you to select the template file. This files will then be parsed and the content will be uploaded into the EURISCO staging area. At the staging area, all necessary integrity checks will be performed. Afterwards, the results of the checks will be displayed in the EURISCO intranet again.

Requirements:

- The upload tool requires a Java runtime environment version 8 including Java Webstart.
- For the database access, the Oracle standard port 1521 needs to be enabled.

Flat file upload (deprecated)

Please select a text file (.txt) in tab-delimited format:

File * Choose File No file chosen

Upload

File upload

File import

Integrity checks

Final decision

release 1.2.0

Upload to Eurisco



Stephan sees everything!

- Every two months
 - Never experienced any problems
 - Eurisco's feedback is appreciated!

File Edit Accession Seed management data Seed management process

Passport information

CGN nr.	9387	A	R	N	C	
Receipt nr.	862480	Status	<input type="checkbox"/>	<input type="checkbox"/>	<input checked="" type="checkbox"/>	<input type="checkbox"/>
Crop	6	lettuce				
Subcrop	0670	Other wild Lactuca species				
Genus	Lactuca					
Species	tenerrima					

From: ☐ Stephan Weise <weise@ipk-gatersleben.de>
To: ☒ Menting, Frank
Cc:
Subject: EURISCO update
Signed By: weise@ipk-gatersleben.de

Hi Frank,

Thank you for uploading a new dataset to EURISCO. I just performed the data integrity checks - no errors.

A Lactuca accession with the number CGN09387 is currently listed in EURISO, but not in the new dataset. Shall it be removed from EURISCO?

Cheers,
Stephan

Other NFP jobs!

- Provide passport test data for Eurisco (2002)
 - Combined all CCDB's data
- Provide test data for phenotypic data search (2016)
- Give feedback on the Eurisco search interface
 - Passport
 - Phenotypic data

Data available via IPT

- Integrated Publishing Toolkit
 - Product of Global Biodiversity Information Facility (GBIF)
 - Data in Darwin Core format
 - Installed with support of Dutch node of GBIF
- Data can be harvested by GBIF and other sources
 - Machines talking to each other



Data available via IPT

Centre for Genetic Resources, the Netherlands (CGN)
Integrated Publishing Toolkit (IPT)

[ENGLISH](#)[Home](#)[About](#)


Hosted resources available through this IPT

Filter:

Logo	Name	Organisation	Type	Subtype	Records	Last modified	Last publication	Next publication
	Centre for Genetic Resources, the Netherlands, Indigenous Trees and Shrubs	CGN	Occurrence	Specimen	3,175	30-11-2015	30-11-2015	--
	Centre for Genetic Resources, the Netherlands, PGR passport data	CGN	Occurrence	Specimen	22,813	17-08-2016	17-08-2016	2016-09-16 09:07:20

Showing 1 to 2 of 2

[◀ previous](#) [next ▶](#)

The most recently updated resources are also available as an [RSS feed](#). 

[CGN Homepage](#)

IPT Version 2.3.2-rea67259

[About the IPT](#)[User manual](#)[Report a bug](#)[Request new feature](#)

©2012 Global Biodiversity Information Facility. Data publishers retain all rights to data.

Occurrence

catalogNumber

ACCENUMB

Source Sample: CGN24020 | CGN24021 | CGN24224 | CGN24225 | CGN20778

Translation:

Add

occurrenceRemarks

REMARKS

Source Sample: | | |

Translation:

Add

recordNumber

COLLNUMB

Source Sample: | | |

Translation:

Add

recordedBy

individualCount

organismQuantity

organismQuantityType

sex

life Stage

Seed

reproductiveCondition

behavior

establishmentMeans

occurrence Status

preparations

disposition

otherCatalogNumbers

OTHERNUMB

Source Sample: NLD083:881331 | NLD083:88133 | NLD083:78676 | NLD083:79942;JP 32628 |

Translation:

Add

associatedMedia

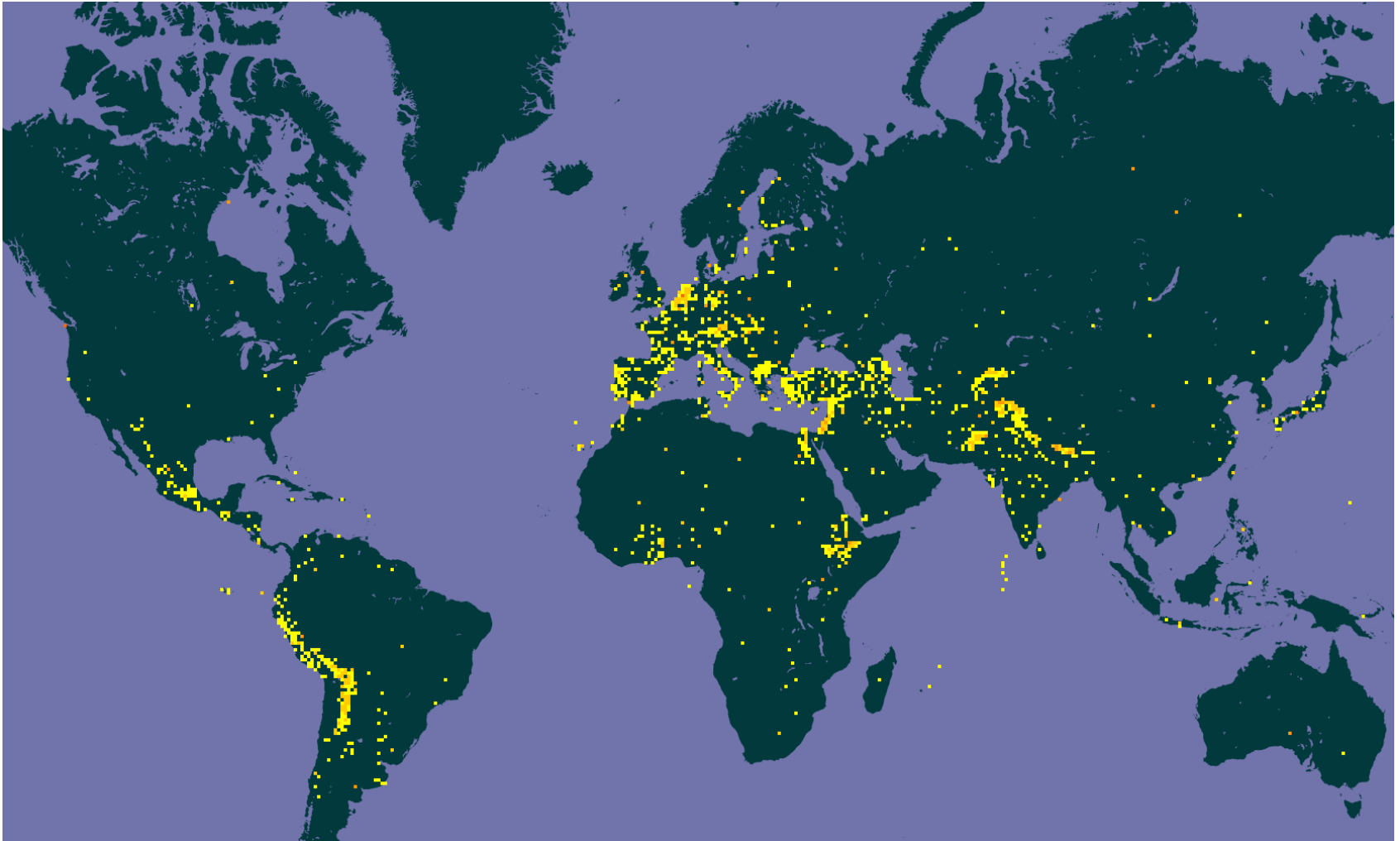
ACCEURL

Source Sample: <http://cgngenis.wur.nl/AccessionDetails.aspx?acnumber=CGN24020> | <http://cgngenis.wur.nl/AccessionDetails.aspx?acnumber=CGN24021> | <http://cgngenis.wur.nl/AccessionDetails.aspx?acnumber=CGN24224> | <http://cgngenis.wur.nl/AccessionDetails.aspx?acnumber=CGN24225> | <http://cgngenis.wur.nl/AccessionDetails.aspx?acnumber=CGN20778>

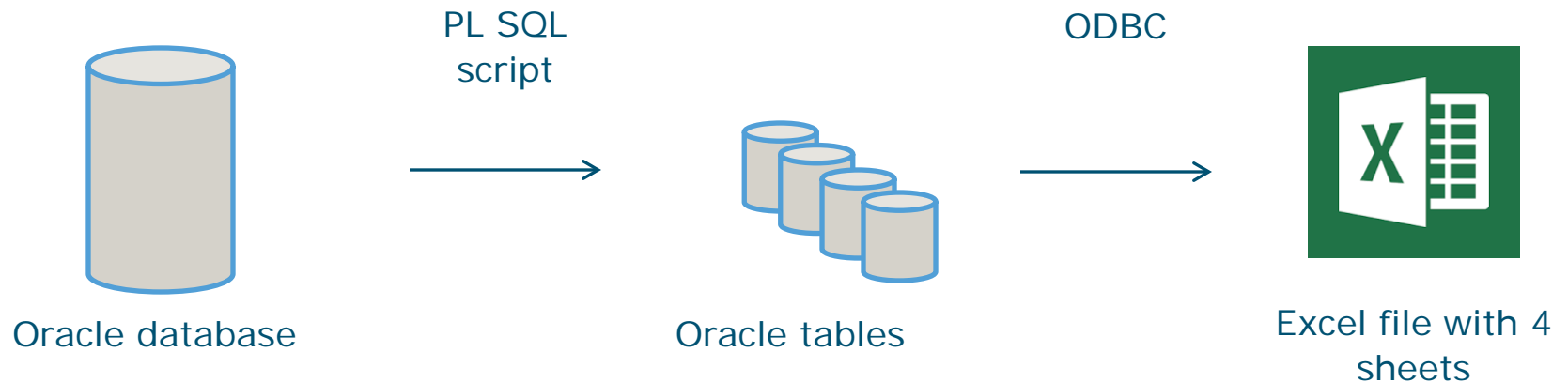
Translation:

Add

GBIF website



Phenotypic data



- Currently 427282 phenotypic data points uploaded

Who says NI?



Thanks for your
attention

