



ECPGR Activity Grant Scheme

Phase IX

Statistics (April 2018)

Prepared by the ECPGR Secretariat for the Fifteenth Steering Committee meeting, May 2018

<p>First Call</p>	<p> COCHEVABRAS EcoHisPy EURISCO Training 2015 Forages 2020 GeDiPa HordEva PRUNDOC TRAID </p>
<p>Second Call</p>	<p> Barley C&E Data CWR Conservation Strategies EU.CHERRY EURISCO2016 Forage Data Access InWiGrape </p>
<p>Third Call</p>	<p> CCLEAFY EURISCO 2017 GrapeOnFarm LINKAGES MAPEUROCOLLECTION SMARTLEG TRISECA </p>
<p>Fourth Call</p>	<p> CarrotDiverse ECPGR Networking GRIN-GLOBAL Pomefruit C&E SafeAlliDiv </p>
<p>Fifth Call</p>	<p> BETANET Prunus Alignment </p>

Index

Table 1. Number of proposals	1
Table 2. Budget (1st – 5th Call) (in euros)	2
Figure 1. Activities awarded for each Working Group (1st – 5th Call).....	3
Figure 2. Total funds allocated for each Working Group (1st – 5th Call).....	4
Figure 3. Use of country quotas during Phase IX (1st – 5th call).....	5
Figure 4. Funds received by countries (in euros) (for other actions 1st – 5th Call)	6
Table 3. Number of funded country participants in ECPGR meetings - Phase IX ...	7
Table 4. Number of self-funded participants involved in meetings	8
Table 5. Estimated percentage of member country contributions returned to each country through ECPGR funding mechanisms	9

Table 1. Number of proposals

	First Call	Second Call	Third Call	Fourth Call	Fifth Call	Total
Number of eligible proposals received	11	10	8	8	3	40
Number of proposals awarded	8	6	7	5	2	28
Total budget awarded (in €)	119,650	86,350	104,350	118,500	44,000	472,850

Table 2. Budget (1st – 5th Call) (in euros)

Activity	Meetings	Other actions	Total budget
HordEva	9,000.00	6,000.00	15,000.00
COCHEVABRAS	-	15,000.00	15,000.00
GeDiPa	5,600.00	8,700.00	14,300.00
Forages 2020	13,000.00	3,500.00	16,500.00
ECoHisPy	-	15,000.00	15,000.00
EURISCO training 2015	14,000.00	-	14,000.00
PRUNDOC	4,500.00	10,500.00	15,000.00
TRAID	14,850.00	-	14,850.00
CWR Conservation Strategies	15,000.00	-	15,000.00
InWiGrape	11,250.00	3,750.00	15,000.00
EURISCO training 2016	11,550.00	-	11,550.00
EU.CHERRY	-	14,800.00	14,800.00
Barley C&E Data	12,000.00	3,000.00	15,000.00
ForageDataAccess	12,000.00	3,000.00	15,000.00
SMARTLEG	1,920.00	13,080.00	15,000.00
CCLEAFY	-	15,000.00	15,000.00
MAPEUROCOLLECTION	11,250.00	3,750.00	15,000.00
GrapeOnFarm	11,250.00	3,750.00	15,000.00
TRISECA	14,850.00	-	14,850.00
EURISCO training 2017	14,500.00	-	14,500.00
LINKAGES	9,000.00	6,000.00	15,000.00
ECPGR Networking	15,000.00	-	15,000.00
SafeAlliDiv	21,600.00	7,500.00	29,100.00
Pomefruit C&E	7,000.00	23,000.00	30,000.00
CarrotDiverse	9,150.00	20,250.00	29,400.00
GRIN-Global	13,500.00	1,500.00	15,000.00
Prunus Alignment	5,400.00	23,600.00	29,000.00
BETANET	5,700.00	9,300.00	15,000.00
Total	262,870.00	209,980.00	472,850.00

Meetings	Other actions
-----------------	----------------------

56%**44%**

Figure 1. Activities awarded for each Working Group (1st – 5th Call)

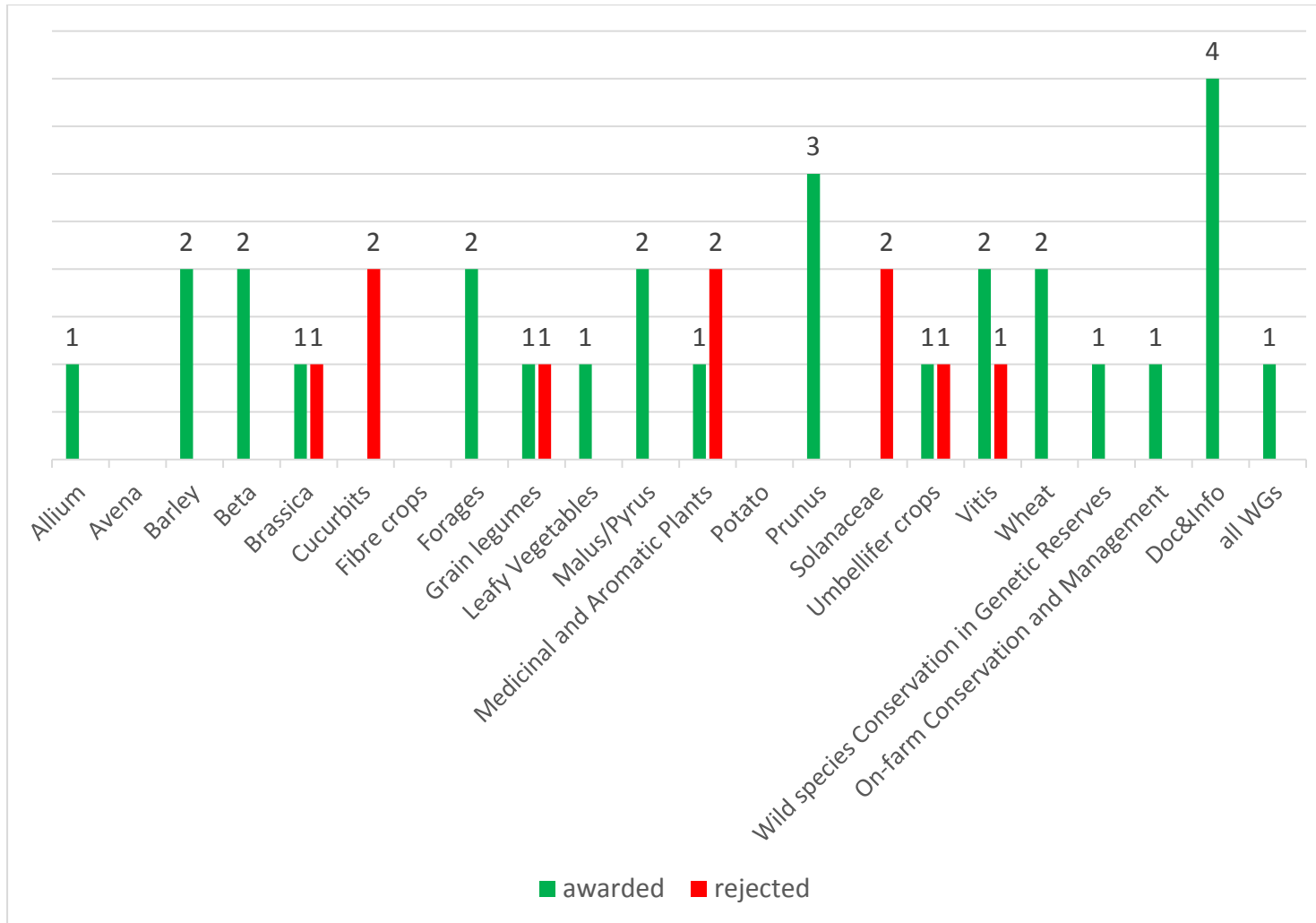


Figure 2. Total funds allocated for each Working Group (1st – 5th Call)

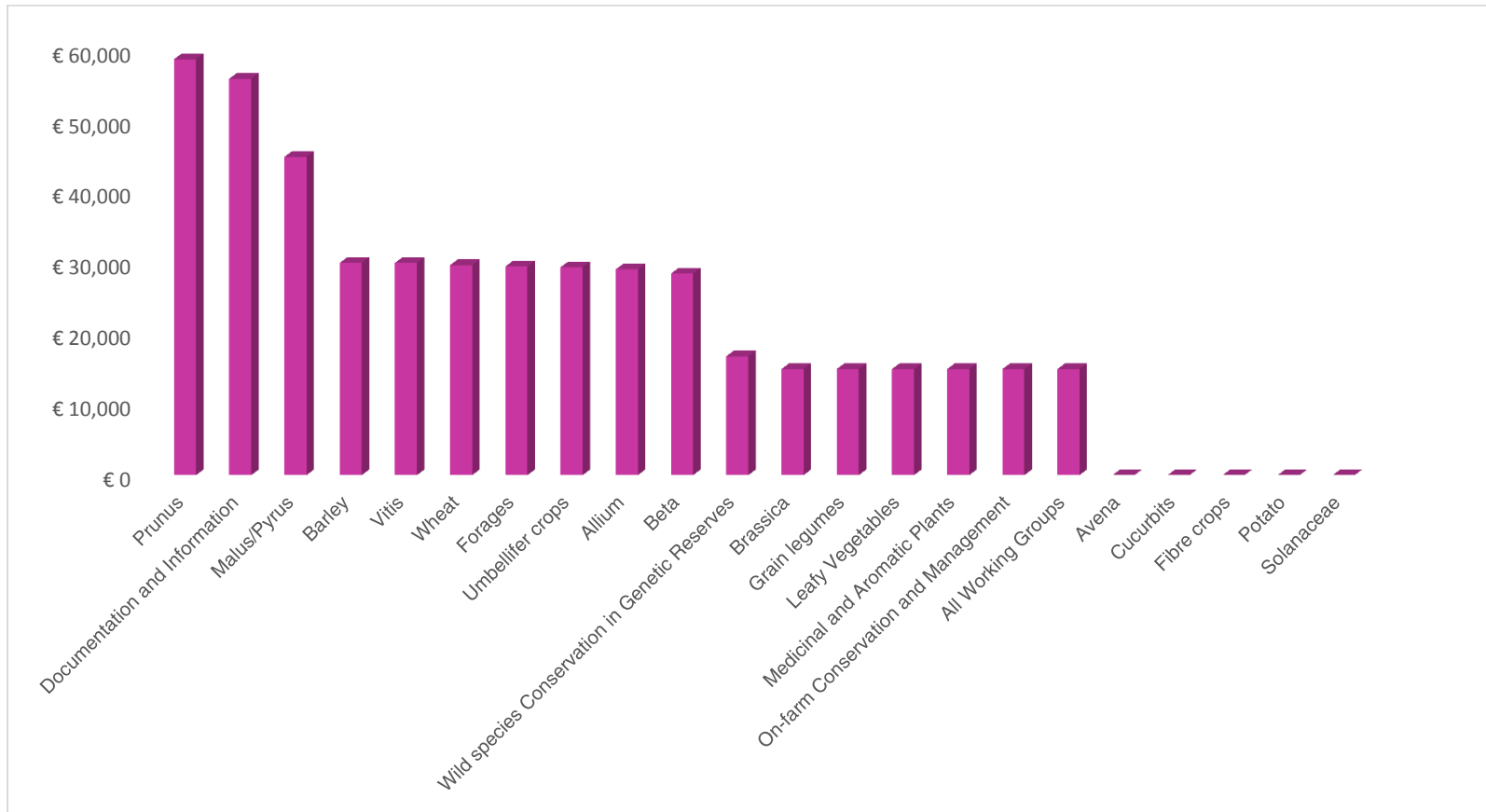


Figure 3. Use of country quotas during Phase IX (1st – 5th call)

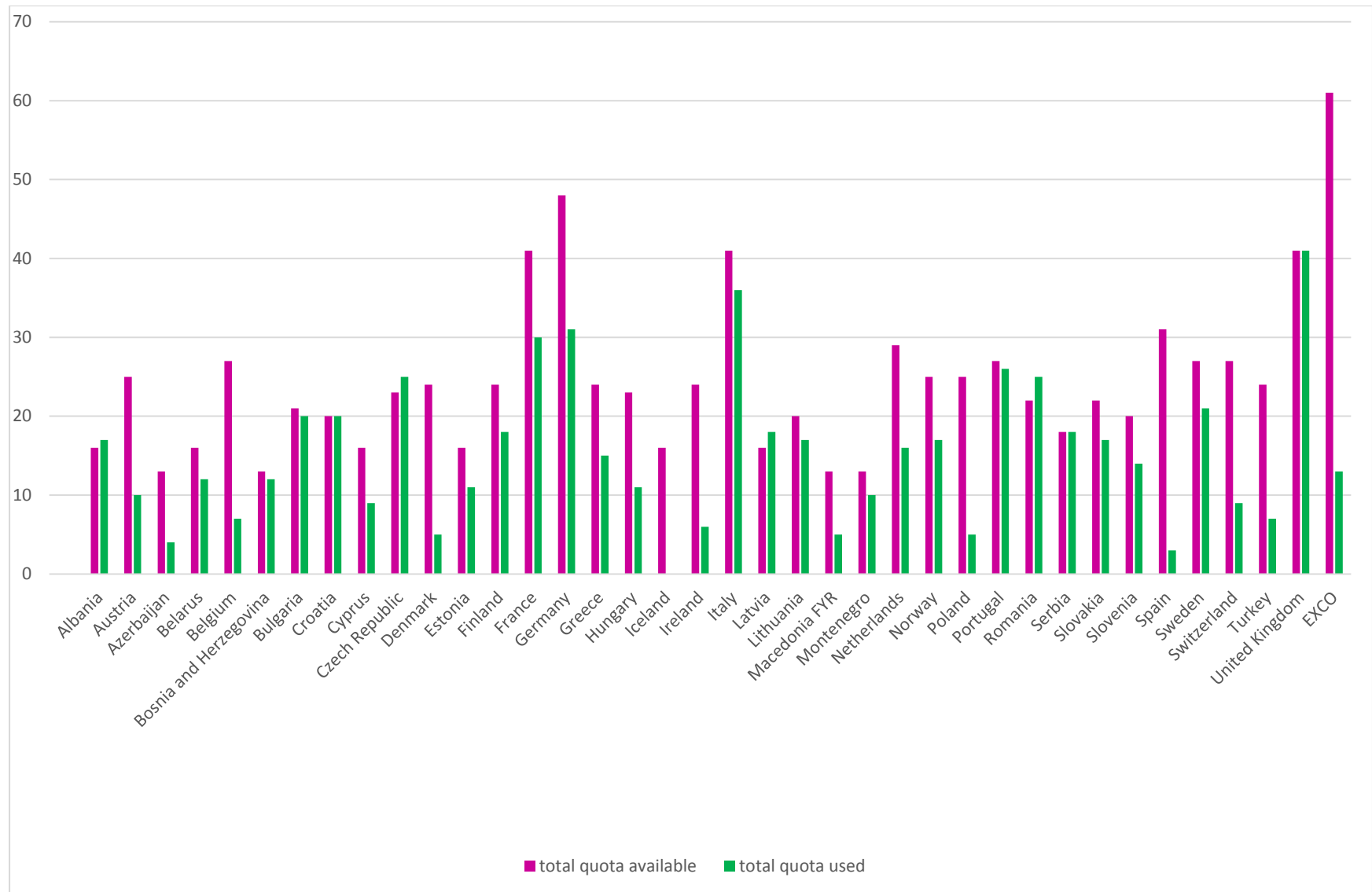


Figure 4. Funds received by countries (in euros) (for other actions 1st – 5th Call)

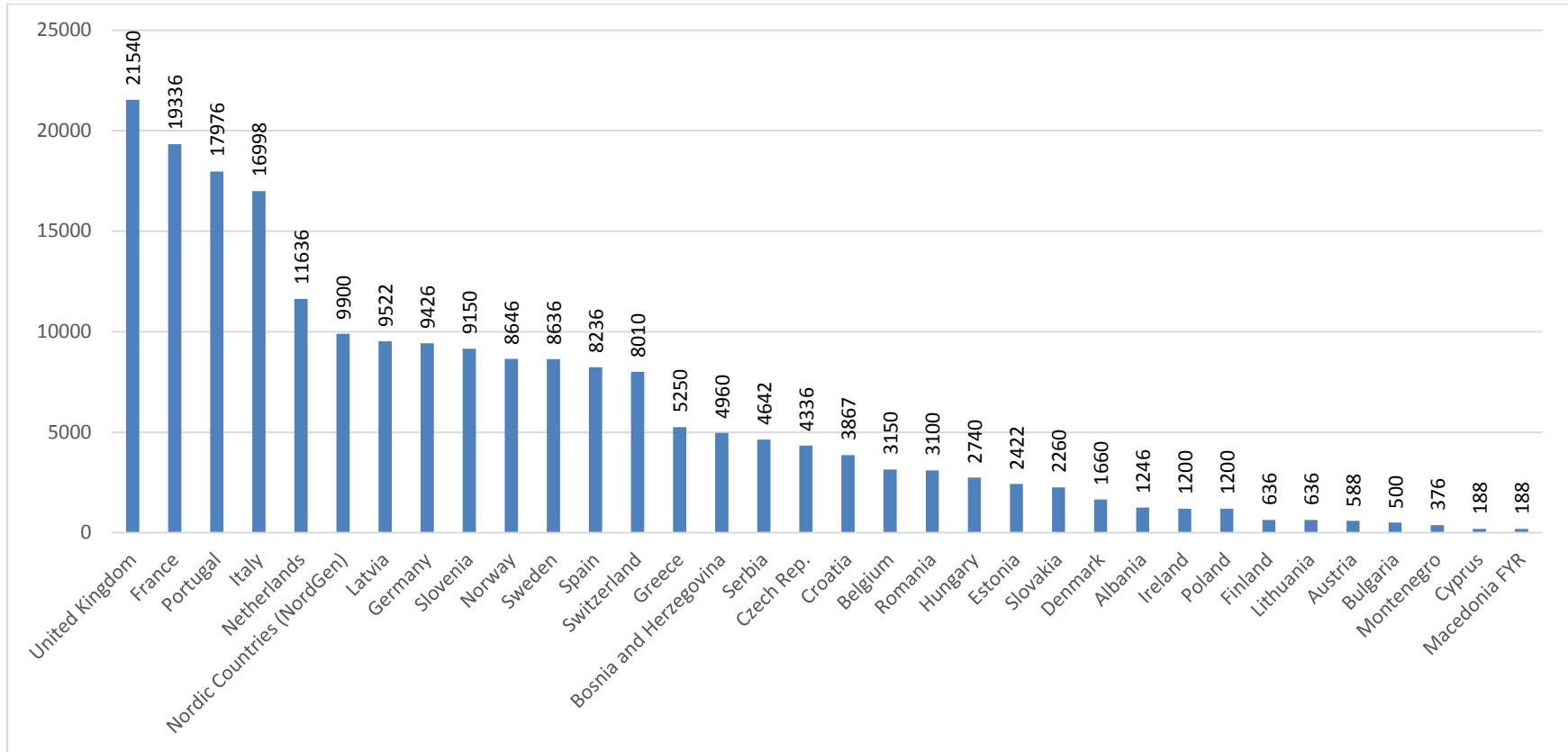


Table 3. Number of funded country participants in ECPGR meetings - Phase IX

Country	No. of quota- funded WG members	Participation in Working Group meetings	No. of other funded participants (ECPGR bodies)	TOTAL funded
Albania	8	Doc&Info; <i>Vitis</i> ; Wild Species	4	12
Austria	5	Barley; Doc&Info; Forages; <i>Prunus</i> ; <i>Vitis</i>	3	8
Azerbaijan	1	Doc&Info	1	2
Belarus	3	Doc&Info	2	5
Belgium	2	<i>Malus /Pyrus</i> ; Wheat; All Chairs	5	7
Bosnia and Herzegovina	4	Doc&Info; <i>Malus /Pyrus</i> ; Grain Legumes	3	7
Bulgaria	6	Barley; Doc&Info; Wheat; Wild Species	3	9
Croatia	7	<i>Allium</i> ; Doc&Info; Wheat; <i>Vitis</i>	4	11
Cyprus	3	<i>Vitis</i> ; Wild Species; All Chairs	2	5
Czech Republic	9	<i>Allium</i> ; Doc&Info; MAPs; Wheat; Wild Species; All Chairs	5	14
Denmark	3	Barley; On-farm; <i>Prunus</i>	4	7
Estonia	5	<i>Allium</i> ; Barley; Forages; <i>Malus /Pyrus</i> ; <i>Prunus</i> ; Wheat	5	10
Finland	7	<i>Allium</i> ; Doc&Info; Forages; Wild Species; All Chairs	2	9
France	14	Barley; Doc&Info; Forages; <i>Malus /Pyrus</i> ; <i>Prunus</i> ; Umbellifer Crops; <i>Vitis</i> ; Wheat; All Chairs	8	22
Germany	15	Barley; <i>Beta</i> ; Doc&Info; Forages; <i>Malus /Pyrus</i> ; <i>Prunus</i> ; Umbellifer Crops; <i>Vitis</i> ; All Chairs	15	30
Greece	6	<i>Beta</i> ; Doc&Info; Forages; <i>Malus /Pyrus</i> ; <i>Prunus</i> ; All Chairs	1	7
Hungary	4	Doc&Info; Forages; MAPs; <i>Prunus</i>	3	7
Iceland	0		1	1
Ireland	1	Forages	2	3
Italy	16	Barley; <i>Beta</i> ; Doc&Info; <i>Malus /Pyrus</i> ; MAPs; On-farm; <i>Prunus</i> ; <i>Vitis</i> ; Wheat; All Chairs	6	22
Latvia	8	<i>Allium</i> ; Doc&Info; <i>Malus /Pyrus</i> ; MAPs; <i>Prunus</i> ; Wheat	4	12
Lithuania	6	<i>Allium</i> ; Barley; Doc&Info; MAPs; Wild Species	3	9
Macedonia FYR	2	Doc&Info; <i>Vitis</i>	2	4
Montenegro	4	Doc&Info; <i>Vitis</i> ; Wheat	1	5
Netherlands	5	<i>Allium</i> ; Doc&Info; On-farm; All Chairs	12	17
Norway	8	<i>Allium</i> ; <i>Malus /Pyrus</i> ; MAPs; Forages; <i>Prunus</i>	4	12
Poland	2	Barley; Wheat	4	6
Portugal	9	<i>Beta</i> ; Doc&Info; MAPs; <i>Vitis</i> ; Umbellifer Crops; Wild Species; All Chairs	4	13
Romania	8	Barley; Doc&Info; Grain Legumes; MAPs; Wheat; All Chairs	4	12
Serbia	9	<i>Beta</i> ; Doc&Info; Grain Legumes; <i>Prunus</i> ; <i>Vitis</i>	3	12
Slovakia	6	Barley; Doc&Info; <i>Prunus</i> ; Wheat	3	9
Slovenia	4	Doc&Info; Grain Legumes; MAPs; All Chairs	5	9
Spain	1	Doc&Info	6	7
Sweden	9	<i>Allium</i> ; Barley; Forages; <i>Prunus</i> ; Umbellifer Crops; Wheat; All Chairs	14	23
Switzerland	4	Doc&Info; Forages; On-farm; Wheat	4	8
Turkey	2	Doc&Info; Wild Species	2	4
United Kingdom	18	Barley; <i>Beta</i> ; Doc&Info; Forages; <i>Malus /Pyrus</i> ; <i>Prunus</i> ; Umbellifer Crops; Wild species; All Chairs	9	27
Total	224		163	387

Table 4. Number of self-funded participants involved in meetings

Country	No. of participants	Working Group(s) / ECPGR Body
Albania	1	Steering Committee
Armenia	0	
Austria	1	Grain Legumes
Azerbaijan	1	Doc&Info
Belarus	0	
Belgium	2	<i>Prunus</i>
Bosnia and Herzegovina	0	
Bulgaria	0	
Croatia	1	<i>Prunus</i>
Cyprus	0	
Czech Republic	3	<i>Prunus</i>
Denmark	1	Barley
Estonia	1	<i>Allium</i> ; Doc&Info
Finland	1	Forages
France	1	<i>Beta</i>
Germany	5	Doc&Info; <i>Vitis</i> ; Steering Committee
Greece	1	Steering Committee
Hungary	0	
Iceland	0	
Ireland	0	
Israel	0	
Italy	6	<i>Beta</i> ; Grain Legumes; All Chairs; Steering Committee
Latvia	3	<i>Allium</i> ; Wheat
Lithuania	0	
Macedonia FYR	0	
Montenegro	0	
Netherlands	1	Doc&Info
Norway	0	
Poland	4	Doc&Info; Wheat; Steering Committee
Portugal	0	
Romania	0	
Serbia	0	
Slovakia	1	Wheat
Slovenia	3	<i>Vitis</i> ; Steering Committee
Spain	3	<i>Beta</i> ; <i>Vitis</i>
Sweden	2	Forages
Switzerland	2	Forages
Turkey	0	
United Kingdom	0	
Total	44	

Table 5. Estimated percentage of member country contributions returned to each country through ECPGR funding mechanisms

Note: the countries are listed according to decreasing value of “percentage return”

MEMBER COUNTRY	Contributions				Meetings funded				Other actions funded		Total returned (meetings and other actions)	Estimated percentage return over total contribution
	Annual contribution	5-years contribution	Voluntary contribution	Total contribution	No. of quotas used	Value of quotas used	No. of non-quota participants to meetings of various ECPG bodies	Estimated value of participation to ECPGR bodies (1 travel = € 750)	Total	Attribution of 1/5 of funds used by NordGen		
Latvia	3500	17500		17500	17	7650	4	3000	9522		20172	115%
Bosnia and Herzegovina	2750	13750		13750	12	5400	3	2250	4360		12010	87%
Albania	2750	13750		13750	17	7650	4	3000	1246		11896	87%
Serbia	3500	17500		17500	17	7650	3	2250	4642		14542	83%
Bulgaria	3500	17500		17500	20	9000	3	2250	500		11750	67%
Estonia	3500	17500		17500	10	4500	5	3750	2422		10672	61%
Slovenia	6500	32500		32500	14	6300	5	3750	9150		19200	59%
Portugal	12000	60000		60000	23	10350	4	3000	17976		31326	52%
Croatia	6500	32500		32500	20	9000	4	3000	3867		15867	49%
Romania	7500	37500		37500	25	11250	4	3000	3100		17350	46%
Montenegro	2750	13750		13750	10	4500	1	750	376		5626	41%
Belarus	3500	17500		17500	12	5400	2	1500	0		6900	39%
Czech	11000	55000		55000	25	11250	5	3750	4336		19336	35%
Norway	12500	62500		62500	16	7200	4	3000	8646	1980	20826	33%
Cyprus	3500	17500		17500	9	4050	2	1500	188		5738	33%
Slovakia	7500	37500		37500	17	7650	3	2250	2260		12160	32%
Lithuania	6500	32500		32500	17	7650	3	2250	636		10536	32%
Sweden	19000	95000		95000	18	8100	14	10500	8636	1980	29216	31%
Macedonia FYR	2750	13750		13750	5	2250	2	1500	188		3938	29%

MEMBER COUNTRY	Contributions				Meetings funded				Other actions funded		Total returned (meetings and other actions)	Estimated percentage return over total contribution
	Annual contribution	5-years contribution	Voluntary contribution	Total contribution	No. of quotas used	Value of quotas used	No. of non-quota participants to meetings of various ECPG bodies	Estimated value of participation to ECPGR bodies (1 travel = € 750)	Total	Attribution of 1/5 of funds used by NordGen		
Netherlands	20000	100000		100000	16	7200	12	9000	11636		27836	28%
Finland	12000	60000	750	60750	18	8100	2	1500	636	1980	12216	20%
Greece	12000	60000		60000	12	5400	1	750	5250		11400	19%
Azerbaijan	2750	13750		13750	4	1800	1	750	0		2550	19%
Hungary	11000	55000		55000	10	4500	3	2250	2740		9490	17%
United Kingdom	52000	260000		260000	34	15300	9	6750	21540		43590	17%
Switzerland	19000	95000		95000	9	4050	4	3000	8010		15060	16%
Iceland	3500	17500		17500	0	0	1	750	0	1980	2730	16%
France	52000	260000		260000	27	12150	8	6000	19336		37486	14%
Denmark	12000	60000		60000	4	1800	4	3000	1660	1980	8440	14%
Italy	52000	260000		260000	31	13950	6	4500	16998		35448	14%
Spain	22000	110000		110000	3	1350	6	4500	8236		14086	13%
Austria	12500	62500		62500	10	4500	3	2250	588		7338	12%
Belgium	19000	95000		95000	7	3150	5	3750	3150		10050	11%
Poland	12500	62500		62500	5	2250	4	3000	1200		6450	10%
Turkey	12000	60000		60000	7	3150	2	1500	0		4650	8%
Ireland	12000	60000		60000	3	1350	2	1500	1200		4050	7%
Germany	52000	260000	333152	593152	25	11250	15	11250	9426		31926	5%
Nordic countries									9900		9900	
Total	511250	2556250	333902	2890152	529	238050	163	122250	203557	9900	573757	